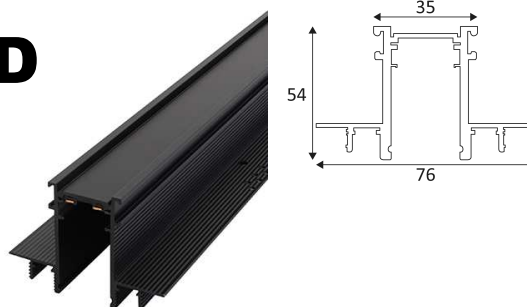


TRACK 48VDC RECESSED

- 48 VDC recessed track.
- Finishing coat to be applied.
- Converter to be ordered separately.
- The converter can be remote or included in the track by using a box provided for that purpose (TR25005 + CD144 or TR37505).
- Max. 20m and 400W in continjous line.




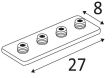

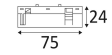

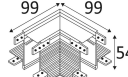

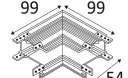

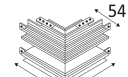

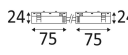
CODE	COLOR	MATERIAL	DC	L (mm)
TR26005	MATT BLACK	ALUMINIUM	DC 48V MAX 9,5A	1000
TR26105	MATT BLACK	ALUMINIUM	DC 48V MAX 9,5A	2000
TR26205	MATT BLACK	ALUMINIUM	DC 48V MAX 9,5A	3000

ACCESSOIRES COLOR DESCRIPTION




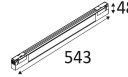

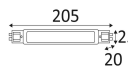

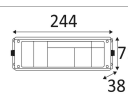

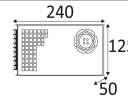
DRIVERS

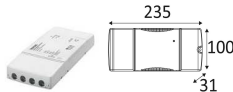

TR24605	MATT BLACK	LIVE END + CABLE 150cm		
---------	------------	------------------------	---	---


CONNECTORS

TR24805	METAL	MECHANICAL CONNECTION		
TR24705	MATT BLACK	LIVE END W/O CABLE		
TR26305	MATT BLACK	CONNECTOR L 90° CEILING WITH TR24805		
TR26405	MATT BLACK	CONNECTOR L 90° CEILING IN WITH TR24805		
TR26505	MATT BLACK	CONNECTOR L 90° CEILING OUT WITH TR24805		
TR24905	MATT BLACK	LIVE END + CABLE FOR TR243/244/245 TR263/264/265		

DRIVERS

TR25005	MATT BLACK	BOX + CABLE 150cm FOR DRIVER 90W		
TR37505	MATT BLACK	DRIVER 225W 48V WITH BOX		
CD144		DRIVER 90W 48V		
CD145		DRIVER 180W 48V		
CD146		DRIVER 400W 48V		

ACCESSOIRES	COLOR	DESCRIPTION	
DIMMABLE DRIVERS			
CD165		DRIVER 65W 48V DALI-PUSH	
CD166		DRIVER 135W 48V DALI-PUSH	

FINISHING TIP			
TR25505	MATT BLACK	END CAP	



Recessed ceiling mounting only.



Recessed wall mounting only.



Indoor use only.



Protected against the ingress of solid bodies greater 12 mm. No protection against the ingress of liquids.



Product can be connected to low-voltage systems. A safety extra low voltage luminaire in which voltages higher than those of SELV are not generated.



Product in conformity CE.



Power supply not included.



Connect to a constant voltage LED power supply of 48VDC.



3 years warranty.

