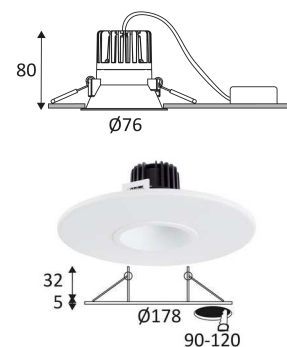


SWEET RD

- Fixed round recessed spotlight.
- Low luminance reflector.
- Fastened with springs.
- Automatic double terminal block.
- Remote dimmable converter supplied. .
- Compatible with end-of-phase dimmer.
- Ring covering a drilling diametre of 90 to 120mm to be ordered separately.

This product contains 1 light source(s) of energy efficiency F.



CODE	COLOR	MATERIAL	AC	DC	LED	T° (K)	LED Lumen	System Lumen
DO448SW05	MATT BLACK	COMPOSITE	AC 230V	DC 120mA 54V	8W	2700K	600 Lm	365 Lm
DO448SW30	MATT WHITE	COMPOSITE	AC 230V	DC 120mA 54V	8W	2700K	600 Lm	449 Lm
DO448SW49	MATT WHITE - CHAMPAGNE	COMPOSITE	AC 230V	DC 120mA 54V	8W	2700K	600 Lm	449 Lm
DO448SW53	MATT WHITE - SILVER	COMPOSITE	AC 230V	DC 120mA 54V	8W	2700K	600 Lm	449 Lm
DO448SW81	MATT WHITE - BLACK	COMPOSITE	AC 230V	DC 120mA 54V	8W	2700K	600 Lm	365 Lm
DO448WW05	MATT BLACK	COMPOSITE	AC 230V	DC 120mA 54V	8W	3000K	650 Lm	397 Lm
DO448WW30	MATT WHITE	COMPOSITE	AC 230V	DC 120mA 54V	8W	3000K	650 Lm	489 Lm
DO448WW49	MATT WHITE - CHAMPAGNE	COMPOSITE	AC 230V	DC 120mA 54V	8W	3000K	650 Lm	489 Lm
DO448WW53	MATT WHITE - SILVER	COMPOSITE	AC 230V	DC 120mA 54V	8W	3000K	650 Lm	489 Lm
DO448WW81	MATT WHITE - BLACK	COMPOSITE	AC 230V	DC 120mA 54V	8W	3000K	650 Lm	397 Lm
DO448NW05	MATT BLACK	COMPOSITE	AC 230V	DC 120mA 54V	8W	4000K	700 Lm	430 Lm
DO448NW30	MATT WHITE	COMPOSITE	AC 230V	DC 120mA 54V	8W	4000K	700 Lm	528 Lm
DO448NW49	MATT WHITE - CHAMPAGNE	COMPOSITE	AC 230V	DC 120mA 54V	8W	4000K	700 Lm	528 Lm
DO448NW53	MATT WHITE - SILVER	COMPOSITE	AC 230V	DC 120mA 54V	8W	4000K	700 Lm	528 Lm
DO448NW81	MATT WHITE - BLACK	COMPOSITE	AC 230V	DC 120mA 54V	8W	4000K	700 Lm	430 Lm



MATT BLACK



MATT WHITE



MATT WHITE - CHAMPAGNE



MATT WHITE - SILVER



MATT WHITE - BLACK

ACCESSOIRES	COLOR	MATERIAL	DESCRIPTION	L (mm)
DO33305	MATT BLACK	ALUMINIUM	RING FOR CUTTING HOLE 90-120mm	178
DO33330	MATT WHITE	ALUMINIUM	RING FOR CUTTING HOLE 90-120mm	178



Recessed ceiling mounting only.



Indoor use only.



Protected against dust, And protected against water spray.



Protection against an impact energy of 0,20 Joule.



Live parts are equipped with additional isolation protection, such as reinforced or double insulation.





Hole cut to insert luminaire (68mm)



Beam 60°.



Product in conformity CE.



CRI > 90



LED specifications.



UGR below 19.



Photobiological risk RG1



Test on 650°.



Product can not be covered after installation even with insulation.



Power supply included.



Connect to a constant current Led power supply of 120mA DC.



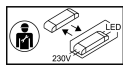
The product is dimmable.



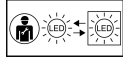
5 years warranty.



Photometric data available on our website: www.indigo-lighting.com



Replaceable control gear by an electrician.



Replaceable LED light source by an electrician.