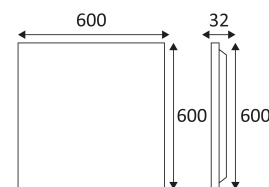






SOLIS 1

This product contains 1 light source(s) of energy efficiency D.



CODE	COLOR	MATERIAL	AC	DC	LED	T° (K)	LED Lumen	System Lumen
P2A16S30WA	WHITE	ALUMINIUM	AC 230V	DC 750mA	30W	4000K	4125 Lm	3450 Lm
P2A19S40WA	WHITE	ALUMINIUM	AC 230V	DC 1000mA	40W	4000K	5500 Lm	4600 Lm
P2A16X30WA	WHITE	ALUMINIUM		DC 750mA	30W	4000K	4125 Lm	3450 Lm
P2A19X40WA	WHITE	ALUMINIUM		DC 1000mA	40W	4000K	5500 Lm	4600 Lm

ACCESSOIRES	COLOR	MATERIAL	DESCRIPTION	L (mm)
PS6501100MA			DRIVER 40W 650-1100mA CC DALI PUSH-DIM 0-10V	125 
P2SMA	WHITE	ALUMINIUM	SURFACE MOUNTING KIT	600 
P1SK		METAL	SUSPENSION KIT	
LEDEP10			EMERGENCY CONVERTER	200 



Recessed ceiling mounting only.



Indoor use only.



Protected against the ingress of solid bodies greater than 1mm. No protection against the ingress of liquids.



Protection against an impact energy of 0,20 Joule.



Live parts are equipped with additional isolation protection, such as reinforced or double insulation.



Beam 90°.



Product in conformity CE.



Colour rendering index >80.



LED specifications.



UGR below 16.



UGR below 19.



Photobiological risk RG0



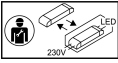
Test on 650°.



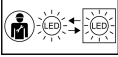
Product can not be covered after installation even with insulation.



5 years warranty.



Replaceable control gear by an electrician.



Replaceable LED light source by an electrician.