


# LINEAR 1 P

- Linear hanging fixture.
- Low luminance reflector.
- 3000K, 3500K or 4000K as desired via a switch at the back of the luminaire.
- Supplied with black or white hanging cables (adjustable 2.00m max).
- Black or white round base and power cable (L: 2.00m) to be ordered separately.
- Non-dimmable or dimmable DALI-push converter built in the device.
- Possibility to put up to 25 luminaires maximum in line.
- Linear mechanical connection to be ordered separately.
- Fast electrical connections included in the luminaire.


This product contains 192 light source(s) of energy efficiency F(05), D(30).



CODE	COLOR	MATERIAL	AC	LED	T° (K)	LED Lumen	System Lumen
CL10105	MATT BLACK	ALUMINIUM	AC 230V	38W	3000-3500-4000K	6625 Lm (4000K)	2890 Lm (4000K)
CL10117	MATT BLACK - SILVER	ALUMINIUM	AC 230V	38W	3000-3500-4000K	6625 Lm (4000K)	4580 Lm (4000K)
CL10130	MATT WHITE	ALUMINIUM	AC 230V	38W	3000-3500-4000K	6625 Lm (4000K)	4770 Lm (4000K)
CL10153	MATT WHITE - SILVER	ALUMINIUM	AC 230V	38W	3000-3500-4000K	6625 Lm (4000K)	4580 Lm (4000K)
CL10105DA	MATT BLACK	ALUMINIUM	AC 230V	38W	3000-3500-4000K	6625 Lm (4000K)	2890 Lm (4000K)
CL10117DA	MATT BLACK - SILVER	ALUMINIUM	AC 230V	38W	3000-3500-4000K	6625 Lm (4000K)	4580 Lm (4000K)
CL10130DA	MATT WHITE	ALUMINIUM	AC 230V	38W	3000-3500-4000K	6625 Lm (4000K)	4770 Lm (4000K)
CL10153DA	MATT WHITE - SILVER	ALUMINIUM	AC 230V	38W	3000-3500-4000K	6625 Lm (4000K)	4580 Lm (4000K)



ACCESSOIRES	COLOR	MATERIAL	DESCRIPTION	
CL10220		ALUMINIUM	MECHANICAL CONNECTION	
CL11005	MATT BLACK	ALUMINIUM	ELECTRIFIED MODULE 120cm	
CL11030	MATT WHITE	ALUMINIUM	ELECTRIFIED MODULE 120cm	
CL10505	MATT BLACK	ALUMINIUM	CONNECTION L	
CL10530	MATT WHITE	ALUMINIUM	CONNECTION L	
CL10605	MATT BLACK	ALUMINIUM	CONNECTION T	
CL10630	MATT WHITE	ALUMINIUM	CONNECTION T	
CL10705	MATT BLACK	ALUMINIUM	CONNECTION X	
CL10730	MATT WHITE	ALUMINIUM	CONNECTION X	

ACCESSOIRES	COLOR	MATERIAL	DESCRIPTION
CL10305	BLACK		POWER CABLE 200cm + BASE
CL10330	WHITE		POWER CABLE 200cm + BASE
CL10305DA	BLACK		DALI POWER CABLE 200cm + BASE
 CL10330DA	Suspended mounting only. WHITE		DALI POWER CABLE 200cm + BASE



Indoor use only.



Protected against the ingress of solid bodies greater 12 mm. No protection against the ingress of liquids.



Protection against an impact energy of 1 Joule.



Earth wire . Fixture equipped with primary insulation only.



Beam 75°.



Product in conformity CE.



Colour rendering index >80.



Selectable colour temperature.



LED specifications.



UGR below 19.



Photobiological risk RG1



Test on 650°.



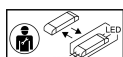
Power supply included.



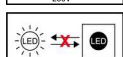
5 years warranty.



Photometric data available on our website: [www.indigo-lighting.com](http://www.indigo-lighting.com)



Replaceable control gear by an electrician.



Non-replaceable light source.