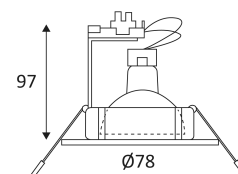



KSA 1002 R GU10 AUTO

- Fixed round recessed spotlight.
- Fastened with springs.
- Automatic double terminal block.



CODE	COLOR	MATERIAL	SOCKET	AC	Watt Max	LAMP
KSA100201	GOLD	CAST ALUMINIUM	GU10 AUTO	AC 230V	50W	PAR16
KSA100203	CHROME	CAST ALUMINIUM	GU10 AUTO	AC 230V	50W	PAR16
KSA100204	WHITE	CAST ALUMINIUM	GU10 AUTO	AC 230V	50W	PAR16
KSA100205	BLACK	CAST ALUMINIUM	GU10 AUTO	AC 230V	50W	PAR16
KSA100209	MATT CHROME	CAST ALUMINIUM	GU10 AUTO	AC 230V	50W	PAR16
KSA100211	ANTIQU BRONZE	CAST ALUMINIUM	GU10 AUTO	AC 230V	50W	PAR16
KSA100221	SATIN NICKEL	CAST ALUMINIUM	GU10 AUTO	AC 230V	50W	PAR16



GOLD



CHROME



WHITE



BLACK



MATT CHROME



ANTIQU BRONZE



SATIN NICKEL

LAMPES	AC/DC	LED	T° (K)	System Lumen	LED Lumen	CRI	E
LED9W500DWW	AC 230V	9W	3000K	830 Lm	940 Lm	x	E



Recessed ceiling mounting only.



Indoor use only.



Protected against the ingress of solid bodies greater than 12 mm. Protected against rain.



Protection against an impact energy of 0,50 Joule.



Live parts are equipped with additional isolation protection, such as reinforced or double insulation.



Hole cut to insert luminaire (60mm)



Product in conformity CE.



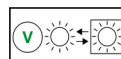
Test on 650°.



Product can not be covered after installation even with insulation.



2 years warranty.



Replaceable light source by an end-user.