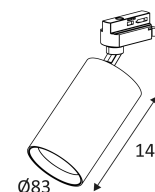


JACK 3 T

- Spotlight for accent lighting.
- Adapter for Track III SURFACE.
- 2700K, 3000K or 4000K as desired via a switch at the back of the luminaire.
- Dimmable converter built in the device.
- Compatible with end-of-phase dimmer.
- Reserve a specific phase of the track for the dimmable products.
- Exposed base TR241 to be ordered separately.



This product contains 1 light source(s) of energy efficiency F.

CODE	COLOR	MATERIAL	AC	LED	T° (K)	LED Lumen	System Lumen	α
TR42405	MATT BLACK	ALUMINIUM	AC 230V	30W	2700-3000-4000K	3310 Lm (4000K)	2700 Lm (4000K)	40°
TR42413	MATT BLACK - BRASS	ALUMINIUM	AC 230V	30W	2700-3000-4000K	3310 Lm (4000K)	2700 Lm (4000K)	40°
TR42406	MATT BLACK - ROSE ALUMINIUM GOLD	ALUMINIUM	AC 230V	30W	2700-3000-4000K	3310 Lm (4000K)	2700 Lm (4000K)	40°
TR42430	MATT WHITE	ALUMINIUM	AC 230V	30W	2700-3000-4000K	3310 Lm (4000K)	2700 Lm (4000K)	40°
TR42428	MATT WHITE - BRASS	ALUMINIUM	AC 230V	30W	2700-3000-4000K	3310 Lm (4000K)	2700 Lm (4000K)	40°
TR42402	MATT WHITE - ROSE ALUMINIUM GOLD	ALUMINIUM	AC 230V	30W	2700-3000-4000K	3310 Lm (4000K)	2700 Lm (4000K)	40°
TR42505	MATT BLACK	ALUMINIUM	AC 230V	30W	2700-3000-4000K	3310 Lm (4000K)	2615 Lm (4000K)	60°
TR42513	MATT BLACK - BRASS	ALUMINIUM	AC 230V	30W	2700-3000-4000K	3310 Lm (4000K)	2615 Lm (4000K)	60°
TR42506	MATT BLACK - ROSE ALUMINIUM GOLD	ALUMINIUM	AC 230V	30W	2700-3000-4000K	3310 Lm (4000K)	2615 Lm (4000K)	60°
TR42530	MATT WHITE	ALUMINIUM	AC 230V	30W	2700-3000-4000K	3310 Lm (4000K)	2615 Lm (4000K)	60°
TR42528	MATT WHITE - BRASS	ALUMINIUM	AC 230V	30W	2700-3000-4000K	3310 Lm (4000K)	2615 Lm (4000K)	60°
TR42502	MATT WHITE - ROSE ALUMINIUM GOLD	ALUMINIUM	AC 230V	30W	2700-3000-4000K	3310 Lm (4000K)	2615 Lm (4000K)	60°



ACCESSOIRES	COLOR	DESCRIPTION
TR24130	BLACK	SURFACE MOUNTED BASE
TR24131	WHITE	SURFACE MOUNTED BASE

Ceiling mounting only.

Indoor use only.

Protected against the ingress of solid bodies greater 12 mm. No protection against the ingress of liquids.

Protection against an impact energy of 0,20 Joule.

Earth wire . Fixture equipped with primary insulation only.

Vertical orientation maximum to 90°.



Horizontal orientation maximum to 350°.



Product in conformity CE.



CRI >90



3 CCT.



LED specifications.



Photobiological risk RG1



Test on 850°.



Power supply included.



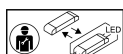
The product is dimmable.



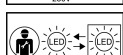
5 years warranty.



Photometric data available on our website: www.indigo-lighting.com



Replaceable control gear by an electrician.



Replaceable LED light source by an electrician.