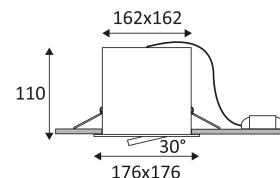


IZA 1 SDX

- 2 in 1 adjustable square recessed downlight.
- 3000K or 4000K as desired via a switch at the back of luminaire.
- Fastened with springs.
- Remote dimmable converter supplied.
- Compatible with start and end-of-phase dimmer.





















This product contains 1 light source(s) of energy efficiency G.

CODE	COLOR	MATERIAL	AC	DC	LED	T° (K)	LED Lumen	System Lumen
DO53105	MATT BLACK	ALUMINIUM	AC 230V	DC 600mA 36V	24W	3000-4000K	2100 Lm (4000K)	1790 Lm (4000K)
DO53130	MATT WHITE	ALUMINIUM	AC 230V	DC 600mA 36V	24W	3000-4000K	2100 Lm (4000K)	1790 Lm (4000K)



MATT BLACK

MATT WHITE

-  Recessed ceiling mounting only.
-  Indoor use only.
-  Protected against the ingress of solid bodies greater 12 mm. No protection against the ingress of liquids.
-  Protection against an impact energy of 0,70 Joule.
-  Live parts are equipped with additional isolation protection, such as reinforced or double insulation.
-  Square piercing to insert the luminaire. (162x162mm)
-  Minimum ceiling height to insert luminaire. (150mm)
-  The luminaire can be adjusted vertically up to a maximum of 30° in both directions.
-  Beam 60°.
-  Product in conformity CE.
-  CRI>80
-  2 CCT.
3000 K
4000 K
-  LED specifications.
L80B20
50.000h
-  Photobiological risk RG1
-  Test on 650°.
-  Product can not be covered after installation even with insulation.
-  Power supply included.
-  Connect to a constant current Led power supply of 600mA DC.



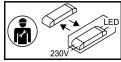
The product is dimmable.



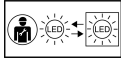
5 years warranty.



Photometric data available on our website: www.indigo-lighting.com



Replaceable control gear by an electrician.



Replaceable LED light source by an electrician.