

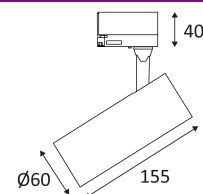
# HALO

- Spotlight for accent lighting.
- Adapter for Track III SURFACE.
- Non-dimmable converter built in the device.
- Expose base TR241 to be ordered separately.

This product contains 1 light source(s) of energy efficiency G(3000K), F(4000K).

of energy efficiency E.

of energy efficiency G(3000K), F(4000K).



CODE	COLOR	MATERIAL	AC	LED	T° (K)	LED Lumen	System Lumen	α
<b>24°</b>								
TR153WW05	BLACK	CAST ALUMINIUM	AC 230V	20W	3000K	2000 Lm	1470 Lm	24°
TR153WW30	WHITE	CAST ALUMINIUM	AC 230V	20W	3000K	2000 Lm	1470 Lm	24°
TR153NW05	BLACK	CAST ALUMINIUM	AC 230V	20W	4000K	2100 Lm	1635 Lm	24°
TR153NW30	WHITE	CAST ALUMINIUM	AC 230V	20W	4000K	2100 Lm	1635 Lm	24°
<b>40°</b>								
TR152WW05	BLACK	CAST ALUMINIUM	AC 230V	20W	3000K	2000 Lm	1422 Lm	40°
TR152WW30	WHITE	CAST ALUMINIUM	AC 230V	20W	3000K	2000 Lm	1422 Lm	40°
TR152NW05	BLACK	CAST ALUMINIUM	AC 230V	20W	4000K	2100 Lm	1575 Lm	40°
TR152NW30	WHITE	CAST ALUMINIUM	AC 230V	20W	4000K	2100 Lm	1575 Lm	40°




BLACK





WHITE


ACCESSOIRES	COLOR	DESCRIPTION
TR24130	BLACK	SURFACE MOUNTED BASE
TR24131	WHITE	SURFACE MOUNTED BASE





 Ceiling mounting only.


 Indoor use only.


 Protected against the ingress of solid bodies greater 12 mm. No protection against the ingress of liquids.

 Protection against an impact energy of 0,20 Joule.

 Earth wire . Fixture equipped with primary insulation only.

 Vertical orientation maximum to 90°.

 Horizontal orientation maximum to 330°.


 Product in conformity CE.

**CRI**  
CRI>90


**LED**  
L70B50  
50,000h


**RG1** Photobiological risk RG1

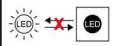
**650°** Test on 650°.

 Power supply included.

**3** 3 years warranty.

 Photometric data available on our website: [www.indigo-lighting.com](http://www.indigo-lighting.com)

 Non-replaceable control gear.

 Non-replaceable light source.