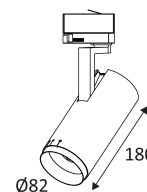


FOCUS

- Spotlight for accent lighting.
- Adapter for Track III SURFACE.
- 2700K, 3000K or 4000K as desired via a switch at the back of the luminaire.
- Adjustable beam from 15° to 35° (TR393), or from 35° to 60° (TR394).
- Non-dimmable converter built in the device.
- Exposed base TR241 to be ordered separately.



This product contains 1 light source(s) of energy efficiency G.

CODE	COLOR	MATERIAL	AC	LED	T° (K)	LED Lumen	System Lumen	α
TR39305	MATT BLACK	ALUMINIUM	AC 230V	35W	2700-3000-4000K	2815 Lm (4000K)	2430 Lm (4000K)	15-35°
TR39330	MATT WHITE	ALUMINIUM	AC 230V	35W	2700-3000-4000K	2815 Lm (4000K)	2430 Lm (4000K)	15-35°
TR39405	MATT BLACK	ALUMINIUM	AC 230V	35W	2700-3000-4000K	2815 Lm (4000K)	2645 Lm (4000K)	35-60°
TR39430	MATT WHITE	ALUMINIUM	AC 230V	35W	2700-3000-4000K	2815 Lm (4000K)	2645 Lm (4000K)	35-60°



MATT BLACK



MATT WHITE

ACCESSOIRES	COLOR	DESCRIPTION
TR24130	BLACK	SURFACE MOUNTED BASE
TR24131	WHITE	SURFACE MOUNTED BASE




- Ceiling mounting only.
- Indoor use only.
- Protected against the ingress of solid bodies greater 12 mm. No protection against the ingress of liquids.
- Protection against an impact energy of 0,20 Joule.
- Earth wire . Fixture equipped with primary insulation only.
- Vertical orientation maximum to 90°.
- Horizontal orientation maximum to 350°.
- Product in conformity CE.
- CRI>90
- 3 CCT.
2700K
3000K
4000K
- LED specifications.
L80B10
50.000h
- UGR below 19.




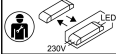
RG1 Photobiological risk RG1

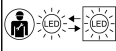
850° Test on 850°.

 Power supply included.

5 5 years warranty.

 Photometric data available on our website: www.indigo-lighting.com

 Replaceable control gear by an electrician.

 Replaceable LED light source by an electrician.