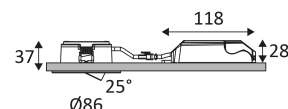


BORA RDX EVO

RE
2020



- 4 in 1 adjustable round recessed spotlight.
- 2700K, 3000K, 4000K or 6000K selectable via a switch on the converter.
- Fastened with springs.
- Can be covered with peeled or blown insulation, converter included.
- Automatic double terminal block.
- Remote dimmable converter supplied.
- Compatible with end-of-phase dimmer.
- Replacement source or driver available separately.



This product contains 1 light source(s) of energy efficiency E.

| CODE | COLOR | MATERIAL | AC | DC | LED | T° (K) | LED Lumen | System Lumen |
|---------|--------------|----------------|---------|--------------|-----|----------------------|----------------|----------------|
| DO55205 | MATT BLACK | ALU.+COMPOSITE | AC 230V | DC 190mA 27V | 7W | 2700-3000-4000-6000K | 800 Lm (4000K) | 720 Lm (4000K) |
| DO55221 | SATIN NICKEL | ALU.+COMPOSITE | AC 230V | DC 190mA 27V | 7W | 2700-3000-4000-6000K | 800 Lm (4000K) | 720 Lm (4000K) |
| DO55230 | MATT WHITE | ALU.+COMPOSITE | AC 230V | DC 190mA 27V | 7W | 2700-3000-4000-6000K | 800 Lm (4000K) | 720 Lm (4000K) |



MATT BLACK



SATIN NICKEL



MATT WHITE

ACCESSOIRES

DESCRIPTION

LP551 LED SOURCE 5,2W 800Lm 60°



CD553 DRIVER 7W 190mA CC DIM



Recessed ceiling mounting only.



Indoor use only.



Protected against the ingress of dust. Protected against jets of water.



Protection against an impact energy of 2 Joules.



Product can be connected to low-voltage systems. A safety extra low voltage luminaire in which voltages higher than those of SELV are not generated.



Hole cut to insert luminaire (68mm)



Minimum ceiling height to insert luminaire. (50mm)



Vertical orientation maximum to 25°.



Beam 60°.



Product in conformity CE.



Colour rendering index >80.



Selectable colour temperature.



LED
L70B50
50,000h

LED specifications.

RG1


Photobiological risk RG1


RE
2020


In compliance with current thermal regulation (France).

850°

Test on 850°.

 Product can be covered after installation with insulation. (not blown)

 Product can be covered after installation with insulation. (unrolled or blown)

 Class II power supply included.

190 mA


Connect to a constant current Led power supply of 190mA DC.


DIM

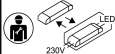
The product is dimmable.

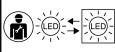
5

5 years warranty.

 Photometric data available on our website: www.indigo-lighting.com

 Replacement source or driver available separately.

 Replaceable control gear by an electrician.

 Replaceable LED light source by an electrician.