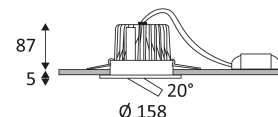


AL1016 RX

- Adjustable round recessed downlight.
 - Fastened with springs.
 - Remote non-dimmable converter supplied.
 - As an option, dimmable DALI, Push-Dim and 1-10V converter to be ordered separately.
- This product contains 1 light source(s) of energy efficiency F.



CODE	COLOR	MATERIAL	AC	DC	LED	T° (K)	LED Lumen	System Lumen
DO107WW30	MATT WHITE	CAST ALUMINIUM	AC 230V	DC 700mA 36V	26W	3000K	2350 Lm	2050 Lm
DO107NW30	MATT WHITE	CAST ALUMINIUM	AC 230V	DC 700mA 36V	26W	4000K	2450 Lm	2140 Lm

CODE	Watt Max	PRI	SEC	INPUTS	OUTPUTS	Max Case T°	Max Amb. T°
PSDAL700M	3-50W	AC 230V	DC 700mA	1	1	90°C	50°C



Recessed ceiling mounting only.



Indoor use only.



Protected against the ingress of solid bodies greater than 12 mm. Protected against rain.



Protection against an impact energy of 0,20 Joule.



Product can be connected to low-voltage systems. A safety extra low voltage luminaire in which voltages higher than those of SELV are not generated.



Hole cut to insert luminaire (140 mm)



Vertical orientation maximum to 20°.



Beam 30°.



Product in conformity CE.



Colour rendering index >90.



LED specifications.



UGR below 19.



Photobiological risk RG1



Test on 650°.



Product can not be covered after installation even with insulation.



Class II power supply included.



Connect to a constant current Led power supply of 700mA DC.

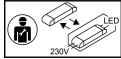


5 years warranty.

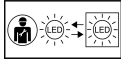


Photometric data available on our website: www.indigo-lighting.com





Replaceable control gear by an electrician.



Replaceable LED light source by an electrician.