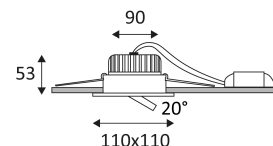


AL1015 SX

- Adjustable square recessed spotlight.
- Fastened with springs.
- Remote non dimmable converter supplied.
- As an option, CD112 dimmable converter to be ordered separately.

This product contains 1 light source(s) of energy efficiency F.



CODE	COLOR	MATERIAL	AC	DC	LED	T° (K)	LED Lumen	System Lumen
DO109WW30	MATT WHITE	CAST ALUMINIUM	AC 230V	DC 350mA 36V	12W	3000K	1100 Lm	915 Lm
DO109NW30	MATT WHITE	CAST ALUMINIUM	AC 230V	DC 350mA 36V	12W	4000K	1200 Lm	1000 Lm

CODE	Watt Max	PRI	SEC	INPUTS	OUTPUTS	Max Case T°	Max Amb. T°
CD112	9-18W	AC 230V	DC 350mA	1	1	75°C	50°C



Recessed ceiling mounting only.



Indoor use only.



Protected against the ingress of solid bodies greater than 12 mm. Protected against rain.



Protection against an impact energy of 0,20 Joule.



Product can be connected to low-voltage systems. A safety extra low voltage luminaire in which voltages higher than those of SELV are not generated.



Hole cut to insert luminaire (95mm)



Vertical orientation maximum to 20°.



Beam 38°.



Product in conformity CE.



CRI>90



LED specifications.



UGR below 19.



Photobiological risk RG1



Test on 650°.



Product can not be covered after installation even with insulation.



Class II power supply included.



Connect to a constant current Led power supply of 350mA DC.

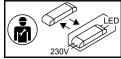


5 years warranty.

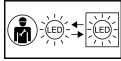


Photometric data available on our website: www.indigo-lighting.com





Replaceable control gear by an electrician.



Replaceable LED light source by an electrician.