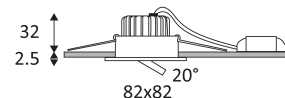


AL1014 SX



| CODE | COLOR | MATERIAL | AC | DC | LED | T° (K) | LED Lumen | System Lumen |
|-----------|------------|----------------|---------|--------------|-----|--------|-----------|--------------|
| AL1014S25 | ALUMINIUM | CAST ALUMINIUM | AC 230V | DC 350mA 18V | 6W | 3000K | 760 Lm | 655 Lm |
| AL1014S30 | MATT WHITE | CAST ALUMINIUM | AC 230V | DC 350mA 18V | 6W | 3000K | 760 Lm | 655 Lm |
| DO11630 | | | AC 230V | DC 350mA 18V | 6W | 4000K | 820 Lm | 705 Lm |



ALUMINIUM

BLANC MAT



Recessed ceiling mounting only.



Indoor use only.



Protected against the ingress of solid bodies greater than 1mm. Protected against splashing water.



Protection against an impact energy of 0,20 Joule.



Product can be connected to low-voltage systems. A safety extra low voltage luminaire in which voltages higher than those of SELV are not generated.



Hole cut to insert luminaire (68mm)



Vertical orientation maximum to 20°.



Beam 38°.



Product in conformity CE.



Colour rendering index >80.



LED specifications.



Photobiological risk RG1



Test on 650°.



Product can be covered after installation with insulation. (not blown)



Class II power supply included.



Connect to a constant current Led power supply of 350mA DC.

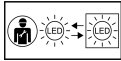


5 years warranty.

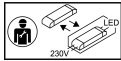


Photometric data available on our website: www.indigo-lighting.com





Replaceable LED light source by an electrician.



Replaceable control gear by an electrician.