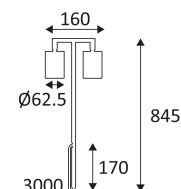


# SL230 MAINS

This product contains 2 light source(s) of energy efficiency E.



CODE	COLOR	MATERIAL	AC	LED	T° (K)	System Lumen
SL230BWBM27	BLACK	ALUMINIUM	AC 230V	11,4W	2700K	1030 Lm
SL230BWBM30	BLACK	ALUMINIUM	AC 230V	11,4W	3000K	1040 Lm
SL230DWBM27	STAINLESS STEEL 316	STAINLESS STEEL 316	AC 230V	11,4W	2700K	1030 Lm
SL230DWBM30	STAINLESS STEEL 316	STAINLESS STEEL 316	AC 230V	11,4W	3000K	1040 Lm
SL230ZWBM30	BRONZE	ALUMINIUM	AC 230V	11,4W	3000K	1040 Lm



BLACK





STAINLESS STEEL 316





BRONZE

ACCESSOIRES	COLOR	MATERIAL	DESCRIPTION	
GH220B	BLACK	ALUMINIUM	ASYMMETRICAL CYLINDER	
GH220D	STAINLESS STEEL 316	STAINLESS STEEL 316	ASYMMETRICAL CYLINDER	
GH220Z	BRONZE	ALUMINIUM	ASYMMETRICAL CYLINDER	
GS220B	BLACK	ALUMINIUM	LOW-GLARE CYLINDER	
GS220D	STAINLESS STEEL 316	STAINLESS STEEL 316	LOW-GLARE CYLINDER	
GS220Z	BRONZE	ALUMINIUM	LOW-GLARE CYLINDER	
JB5			IP68 PARALLEL CONNECTION BOX WITH GEL	

 Ground mounting only.

 Outdoor use.

 Protected against the ingress of dust. Protected against jets of water.

 Earth wire . Fixture equipped with primary insulation only.



Vertical orientation maximum to 90°.



Horizontal orientation maximum to 330°.



Beam 40°.



Product in conformity CE.



Colour rendering index >80.



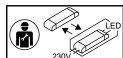
LED specifications.



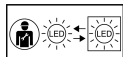
Power supply included.



7 years warranty.



Replaceable control gear by an electrician.



Replaceable LED light source by an electrician.