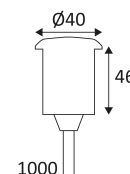





















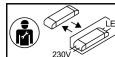
GL100

This product contains 1 light source(s) of energy efficiency F.



CODE	MATERIAL	DC	LED	T° (K)	System Lumen
GL100DX1X27	STAINLESS STEEL 316		1W (350mA) 2W (700mA)	2700K	2 Lm (350mA) 3 Lm (700mA)
GL100DX1X30	STAINLESS STEEL 316		1W (350mA) 2W (700mA)	3000K	2 Lm (350mA) 4 Lm (700mA)
GL100AX1X27	ANTIQUÉ BRASS		1W (350mA) 2W (700mA)	2700K	2 Lm (350mA) 3 Lm (700mA)
GL100AX1X30	ANTIQUÉ BRASS		1W (350mA) 2W (700mA)	3000K	2 Lm (350mA) 4 Lm (700mA)
GL100DX2127	STAINLESS STEEL 316		1W (350mA) 2W (700mA)	2700K	4 Lm (350mA) 6 Lm (700mA)
GL100DX2130	STAINLESS STEEL 316		1W (350mA) 2W (700mA)	3000K	4 Lm (350mA) 8 Lm (700mA)
GL100DX2140	STAINLESS STEEL 316		1W (350mA) 2W (700mA)	4000K	6 Lm (350mA) 7 Lm (700mA)
GL100AX2127	ANTIQUÉ BRASS		1W (350mA) 2W (700mA)	2700K	4 Lm (350mA) 6 Lm (700mA)
GL100AX2130	ANTIQUÉ BRASS		1W (350mA) 2W (700mA)	3000K	4 Lm (350mA) 8 Lm (700mA)
GL100DX2227	STAINLESS STEEL 316		1W (350mA) 2W (700mA)	2700K	4 Lm (350mA) 6 Lm (700mA)
GL100DX2230	STAINLESS STEEL 316		1W (350mA) 2W (700mA)	3000K	4 Lm (350mA) 8 Lm (700mA)
GL100DX2240	STAINLESS STEEL 316		1W (350mA) 2W (700mA)	4000K	6 Lm (350mA) 7 Lm (700mA)
GL100AX2227	ANTIQUÉ BRASS		1W (350mA) 2W (700mA)	2700K	4 Lm (350mA) 6 Lm (700mA)
GL100AX2230	ANTIQUÉ BRASS		1W (350mA) 2W (700mA)	3000K	4 Lm (350mA) 8 Lm (700mA)
GL100DX3X27	STAINLESS STEEL 316		1W (350mA) 2W (700mA)	2700K	6 Lm (350mA) 9 Lm (700mA)
GL100DX3X30	STAINLESS STEEL 316		1W (350mA) 2W (700mA)	3000K	6 Lm (350mA) 12 Lm (700mA)
GL100AX3X27	ANTIQUÉ BRASS		1W (350mA) 2W (700mA)	2700K	6 Lm (350mA) 9 Lm (700mA)
GL100AX3X30	ANTIQUÉ BRASS	DC 350mA 3V DC 700mA 3V	1W (350mA) 2W (700mA)	3000K	6 Lm (350mA) 12 Lm (700mA)
GL100DX4X27	STAINLESS STEEL 316	DC 350mA 3V DC 700mA 3V	1W (350mA) 2W (700mA)	2700K	8 Lm (350mA) 12 Lm (700mA)
GL100DX4X30	STAINLESS STEEL 316	DC 350mA 3V DC 700mA 3V	1W (350mA) 2W (700mA)	3000K	8 Lm (350mA) 14 Lm (700mA)
GL100AX4X27	ANTIQUÉ BRASS	DC 350mA 3V DC 700mA 3V	1W (350mA) 2W (700mA)	2700K	8 Lm (350mA) 12 Lm (700mA)
GL100AX4X30	ANTIQUÉ BRASS	DC 350mA 3V DC 700mA 3V	1W (350mA) 2W (700mA)	3000K	8 Lm (350mA) 14 Lm (700mA)

ACCESSOIRES	MATERIAL	DESCRIPTION	L (mm)
TUBE332	ALUMINIUM	INSTALLATION TUBE 37x150mm	150
PSIP3509W		DRIVER 1-9W 350mA CC IP65	149
PSIP35018W		DRIVER 9-18W 350mA CC IP65	149
PSIP70018W		DRIVER 2-18W 700mA CC IP65	149
PSIP70036W		DRIVER 18-36W 700mA CC IP65	162

ACCESSOIRES	MATERIAL	DESCRIPTION	L (mm)
JB2		IP68 3-OUTLET SERIES JUNCTION BOX	
JB4		IP68 SERIES CONNECTION BOX WITH GEL	
 JB6	Recessed floor mounting only.	IP68 CONNECTOR WITH GEL	
	Outdoor use.		
	Totally protected against dust, Protected against prolonged effect of immersion under pressure (2m).		
	Protection against an impact energy of 2 Joules.		
	Product can be connected to low-voltage systems. A safety extra low voltage luminaire in which voltages higher than those of SELV are not generated.		
	Hole cut to insert luminaire (33 mm)		
	Beam 75°.		
	Product in conformity CE.		
	Colour rendering index >80.		
	LED specifications.		
	Power supply not included.		
	Series connection.		
	Connect to a constant current Led power supply of 350mA DC.		
	Connect to a constant current Led power supply of 700mA DC.		
	7 years warranty.		
	Replaceable control gear by an electrician.		