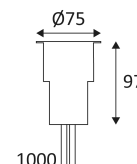







# GL090 RGBW

This product contains 4 light source(s)



| CODE      | MATERIAL            | DC       | LED  | T° (K)        | System Lumen   |
|-----------|---------------------|----------|------|---------------|----------------|
| GL090RGBW | STAINLESS STEEL 316 | DC 350mA | 4x3W | RGB+W (4000K) | 177 Lm (4000K) |

| ACCESSOIRES | MATERIAL            | DESCRIPTION                        | L (mm) |   |
|-------------|---------------------|------------------------------------|--------|---|
| GLA01       | STAINLESS STEEL 316 | SQUARE RING 94x94mm                | 94     |    |
| TUBE68      | ALUMINIUM           | INSTALLATION TUBE 72x150mm         | 150    |    |
| C100924     |                     | LED CONTROLLER RGB(W)              |        |   |
| PR3011      |                     | RGB(W) POWER REPEATER 350mA 4x8,4W |        |  |
| JB7         |                     | IP68 5-POLE SCREW CONNECTOR        |        |  |



Recessed floor mounting only.



Indoor and outdoor use.



Dust-tight. Watertight (immersible).



Protection against an impact energy of 5 Joules.



Product can be connected to low-voltage systems. A safety extra low voltage luminaire in which voltages higher than those of SELV are not generated.



Hole cut to insert luminaire (65mm)



Beam 45°.



Product in conformity CE.



RGB + White.



LED specifications.



Power supply not included.



Series connection.



Connect to a constant current Led power supply of 350mA DC.

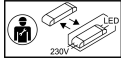




Clean regularly with a suitable product to prevent corrosion. No mordant or abrasive material.



5 years warranty.



Replaceable control gear by an electrician.