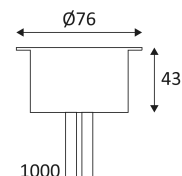








GL050 RGBW


This product contains 4 light source(s)





CODE	MATERIAL	DC	LED	T° (K)	System Lumen
GL050RGBW	STAINLESS STEEL 316	DC 350mA	4x1,2W	RGB+W (4000K)	11 Lm (4000K)


ACCESSOIRES	MATERIAL	DESCRIPTION	L (mm)	
GLA01	STAINLESS STEEL 316	SQUARE RING 94x94mm	94	
TUBE68	ALUMINIUM	INSTALLATION TUBE 72x150mm	150	
C100924		LED CONTROLLER RGB(W)		
PR3011		RGB(W) POWER REPEATER 350mA 4x8,4W		
JB7		IP68 5-POLE SCREW CONNECTOR		


 Recessed floor mounting only.

 Indoor and outdoor use.


 IP67 Dust-tight. Watertight (immersible).


 IK08 Protection against an impact energy of 5 Joules.


 Product can be connected to low-voltage systems. A safety extra low voltage luminaire in which voltages higher than those of SELV are not generated.


 Hole cut to insert luminaire (70mm)


 Beam 100°.


 Product in conformity CE.

 RGB + White.

 LED specifications.

 Power supply not included.

 Series connection.

 350 mA Connect to a constant current Led power supply of 350mA DC.

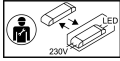




Clean regularly with a suitable product to prevent corrosion. No mordant or abrasive material.



5 years warranty.



Replaceable control gear by an electrician.