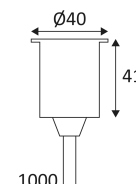


GL019 F

This product contains 1 light source(s) of energy efficiency F.

of energy efficiency F.



CODE	COLOR	MATERIAL	DC	LED	T° (K)	LED Lumen	System Lumen
GL019BC0F27	BLACK	ALUMINIUM	DC 350mA 3V	1W	2700K	80 Lm	10 Lm
GL019BC0F30	BLACK	ALUMINIUM	DC 350mA 3V	1W	3000K	90 Lm	11 Lm
GL019BC0F40	BLACK	ALUMINIUM	DC 350mA 3V	1W	4000K	90 Lm	13 Lm
GL019DC0F27	STAINLESS STEEL 316	STAINLESS STEEL 316	DC 350mA 3V	1W	2700K	80 Lm	10 Lm
GL019DC0F30	STAINLESS STEEL 316	STAINLESS STEEL 316	DC 350mA 3V	1W	3000K	90 Lm	11 Lm
GL019DC0F40	STAINLESS STEEL 316	STAINLESS STEEL 316	DC 350mA 3V	1W	4000K	90 Lm	13 Lm
GL019DC0FBL	STAINLESS STEEL 316	STAINLESS STEEL 316	DC 350mA 3V	1W	BLUE		2 Lm



BLACK



STAINLESS STEEL 316

ACCESSOIRES	MATERIAL	DESCRIPTION	L (mm)
TUBE332	ALUMINIUM	INSTALLATION TUBE 37x150mm	150
PSIP3509W		DRIVER 1-9W 350mA CC IP65	149
PSIP35018W		DRIVER 9-18W 350mA CC IP65	149
JB2		IP68 3-OUTLET SERIES JUNCTION BOX	
JB4		IP68 SERIES CONNECTION BOX WITH GEL	
JB6		IP68 CONNECTOR WITH GEL	



Recessed floor mounting only.



Indoor and outdoor use.



Totally protected against dust, Protected against prolonged effect of immersion under pressure (2m).



Protection against an impact energy of 2 Joules.



Product can be connected to low-voltage systems. A safety extra low voltage luminaire in which voltages higher than those of SELV are not generated.





Hole cut to insert luminaire (33 mm)





Beam 100°.





 Product in conformity CE.


 Colour rendering index >80.

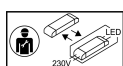
 LED specifications.

 Power supply not included.

 Series connection.

 Connect to a constant current Led power supply of 350mA DC.

 7 years warranty.

 Replaceable control gear by an electrician.