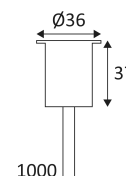









# GL018 C

This product contains 1 light source(s)



CODE	MATERIAL	DC	LED	T° (K)	LED Lumen	System Lumen
GL018C27	STAINLESS STEEL 316	24VDC	0,4W	2700K	20 Lm	4 Lm
GL018CWW	STAINLESS STEEL 316	24VDC	0,4W	3000K	30 Lm	4 Lm
GL018CNW	STAINLESS STEEL 316	24VDC	0,4W	4000K	30 Lm	4 Lm
GL018CBLUE	STAINLESS STEEL 316	24VDC	0,4W	BLUE		0,5 Lm
GL018CAB27	ANTIQUÉ BRASS	24VDC	0,5W	2700K	20 Lm	3 Lm
GL018CABWW	ANTIQUÉ BRASS	24VDC	0,4W	3000K	30 Lm	4 Lm
GL018CABNW	ANTIQUÉ BRASS	24VDC	0,5W	4000K	30 Lm	3 Lm



ACCESSOIRES	DESCRIPTION	L (mm)	
CD178	DRIVER 75W 24V CV IP67	155	
CD179	DRIVER 100W 24V CV IP67	206	
CD180	DRIVER 150W 24V CV IP67	206	
CD181	DRIVER 250W 24V CV IP67	258	
JB1	IP68 3-OUTLET PARALLEL JUNCTION BOX		
JB5	IP68 PARALLEL CONNECTION BOX WITH GEL		
JB6	IP68 CONNECTOR WITH GEL		



Recessed floor mounting only.



Indoor and outdoor use.



Totally protected against dust, Protected against prolonged effect of immersion under pressure (2m).



Protection against an impact energy of 2 Joules.



Product can be connected to low-voltage systems. A safety extra low voltage luminaire in which voltages higher than those of SELV are not generated.



Hole cut to insert luminaire (28 mm)



Beam 120°.



Product in conformity CE.



Colour rendering index >80.



LED specifications.



Power supply not included.



Parallel connection.



Connect to a constant voltage LED power supply of 24VDC.



7 years warranty.