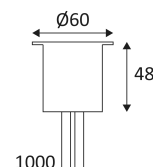






GL016 RGBW

This product contains 1 light source(s)



CODE	MATERIAL	DC	LED	T° (K)	System Lumen
GL016RGBW	STAINLESS STEEL 316	DC 350mA	4x1,2W	RGB+W (4000K)	50 Lm (4000K)

ACCESSOIRES	MATERIAL	DESCRIPTION	L (mm)	
TUBE50	ALUMINIUM	INSTALLATION TUBE 56x150mm	150	
C100924		LED CONTROLLER RGB(W)		
PR3011		RGB(W) POWER REPEATER 350mA 4x8,4W		
JB7		IP68 5-POLE SCREW CONNECTOR		



Recessed floor mounting only.



Indoor and outdoor use.



Dust-tight. Watertight (immersible).



Protection against an impact energy of 10 Joules.



Product can be connected to low-voltage systems. A safety extra low voltage luminaire in which voltages higher than those of SELV are not generated.



Hole cut to insert luminaire (50mm)



Beam 40°.



Product in conformity CE.



RGB + White.



LED specifications.



Power supply not included.



Series connection.



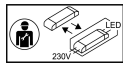
Connect to a constant current Led power supply of 350mA DC.



Clean regularly with a suitable product to prevent corrosion. No mordant or abrasive material.



5 5 years warranty.



Replaceable control gear by an electrician.