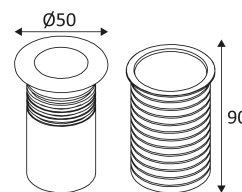


SWIM

- Round floor recessed fixture.
- Recessed box and 0.35m cable supplied.
- 24VDC converter to be ordered separately.

This product contains 1 light source(s) of energy efficiency G.



CODE	MATERIAL	DC	LED	T° (K)	LED Lumen	System Lumen
OU486WW16	STAINLESS STEEL 316	DC 24V	5W	3000K	195 Lm	125 Lm

CODE	Watt Max	PRI	SEC	INPUTS	OUTPUTS	Max Case T°	Max Amb. T°
CD178	75W	AC 230V	DC 24V	1	1	85°C	45°C
CD179	100W	AC 230V	DC 24V	1	1	85°C	45°C
CD180	150W	AC 230V	DC 24V	1	1	85°C	45°C
CD181	250W	AC 230V	DC 24V	1	1	85°C	50°C



Recessed floor mounting only.



Indoor and outdoor use.



Protected against the ingress of dust. Protected against jets of water.



Protection against an impact energy of 10 Joules.



Product can be connected to low-voltage systems. A safety extra low voltage luminaire in which voltages higher than those of SELV are not generated.



Hole cut to insert luminaire (39mm)



Hole cut to insert recessed housing. (45mm).



Beam 24°.



Product in conformity CE.



Colour rendering index >90.



LED specifications.



Photobiological risk RG1



Test on 650°.



Power supply not included.



Parallel connection.




Connect to a constant voltage LED power supply of 24VDC.

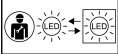


Clean regularly with a suitable product to prevent corrosion. No mordant or abrasive material.



3 3 years warranty.

 Photometric data available on our website: www.indigo-lighting.com

 Replaceable LED light source by an electrician.